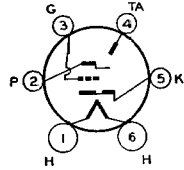
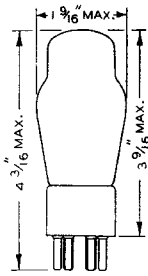


RCA-6G5

ELECTRON-RAY TUBE

(Indicator Type)



The 6G5 is a high-vacuum, heater-cathode type of tube designed to indicate visually, by means of a fluorescent target, the effects of change in the controlling voltage.

The tube, therefore, is essentially a voltage indicator and as such is particularly useful as a convenient and non-mechanical means to indicate accurate tuning of a receiver to the desired station. For a discussion of Electron-Ray Tube considerations, refer to page 30.

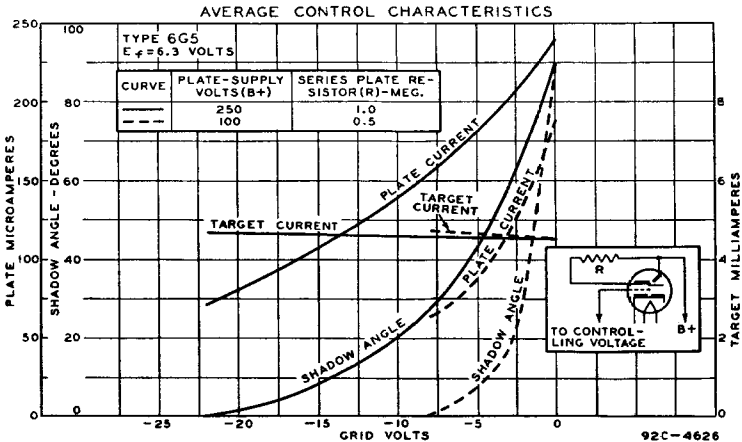
CHARACTERISTICS

HEATER VOLTAGE (A. C. or D. C.).....	6.3	Volts		
HEATER CURRENT	0.3	Ampere		
PLATE-SUPPLY VOLTAGE	250 max.	Volts		
TARGET VOLTAGE*	250 max.	Volts		
TYPICAL OPERATION				
Plate- and Target-Supply Voltage..	100	200	250	Volts
Series Triode-Plate Resistor.....	0.5	1	1	Megohm
Target Current (Approx.).....	4.5	4.5	4.5	Milliamperes
Triode-Plate Current (For zero triode-grid voltage)	0.19	0.19	0.24	Milliamperes
Triode-Grid Voltage (For shadow angle of 0°) (Approx.).....	-8	-18.5	-22	Volts
Triode-Grid Voltage (For shadow angle of 90°) (Approx.).....	0	0	0	Volts
BULB				ST-12
BASE				Small 6-Pin

* Minimum target voltage should not be less than 90 volts.

INSTALLATION AND APPLICATION

For INSTALLATION, refer to type 6E5. The APPLICATION of the 6G5 is similar to that of the 6E5. Typical circuits are shown under the latter type. The essential difference between type 6E5 and type 6G5 is that the 6G5 has a remote plate-current cut-off characteristic.





page

1

2

6G5

sheet

81

FP

date

1937

1999.10.10